

**Start with A at the top of Bella's head and connect the dots. Draw a picture of what food you think Bella is thinking about.**



- ♡ ACCIDENT
- ♡ BACON
- ♡ BELLA
- ♡ BIKE
- ♡ COLORADO
- ♡ HOSPITAL
- ♡ KINDNESS

- ♡ LABRADOR
- ♡ MOUNTAIN
- ♡ PATTI
- ♡ RETRIEVER
- ♡ SCOUT
- ♡ SERVICE
- ♡ WHEELCHAIR

Did you find any extra words?

_____	_____
_____	_____
_____	_____
_____	_____
_____	_____
_____	_____

Color in a paw print every time you find the word DOG (hint: you will not use all of the paw prints)



How many words can you  
make from the letters in

LABRADOR  
RETRIEVER



---

---

---

---

---

---

---

---

---

---

---

---

---

---

---

---

---

---

---



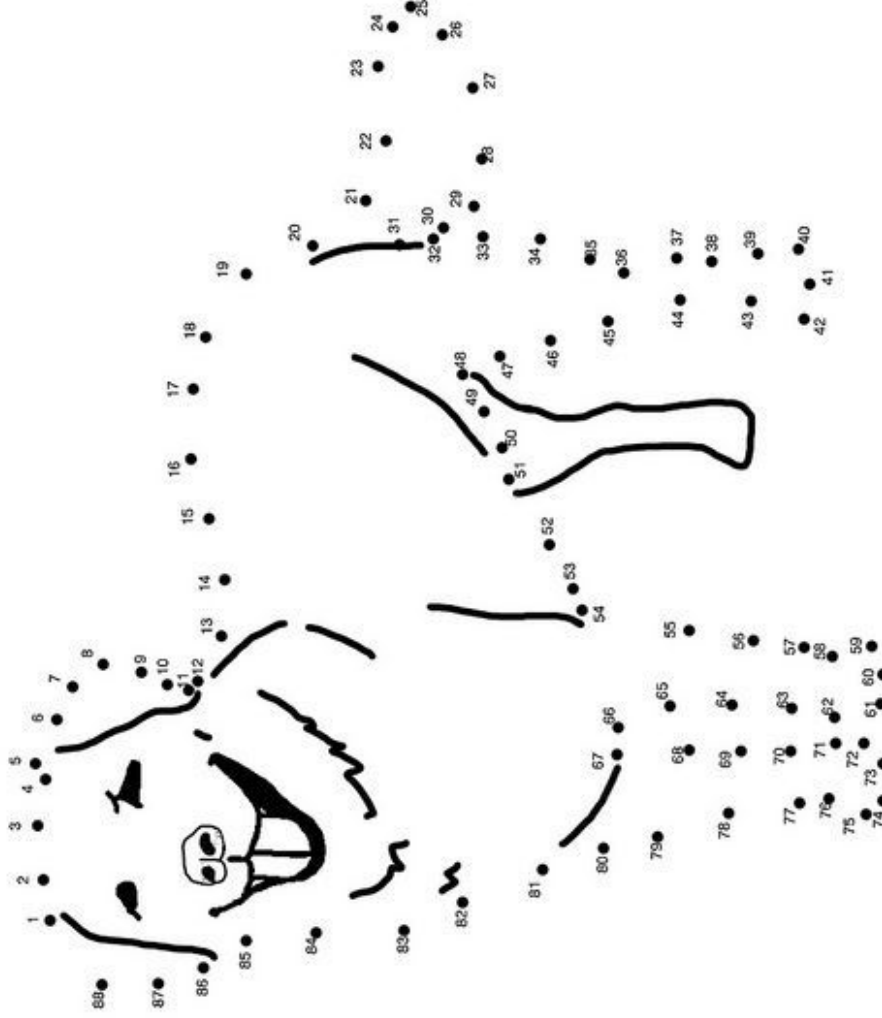
# Service Dog Coloring Sheet

## **I'm a dog at work!**

My vest means *I'm on duty*,  
so please **do not** give me treats,  
pet me, or distract me  
without permission  
from my human partner!



Vests are worn by many working dogs. My vest might mean I am a:  
Guide dog - Hearing dog - Mobility dog - Service dog - Support dog - Medical  
Alert dog - Police dog - Search and Rescue dog - And So Many More!



1 2 3 4 5  
6 7 8  
9 10 11 12

88

87

86

85

84

83

82

81

80

67

66

79

68

65

55

78

69

64

56

77

70

63

57

76

71

62

58

75

72

61

60

74

73

61

60

19

18

16

15

14

13

12

11

10

9

8

7

6

5

4

3

2

1

20

21

23

22

24

25

26

27

28

29

30

31

32

33

34

35

36

37

38

39

40

41

42

43

44

45

46

47

48

49

50

51

52

53

54

55

56

57

58

59

60

61

62

63

64

65

66

67

68

69

70

71

72

73

74

75

76

77

78

79

80

81

82

83

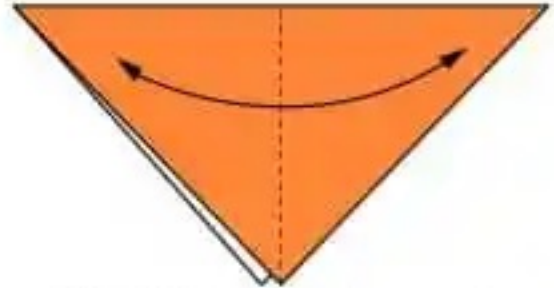
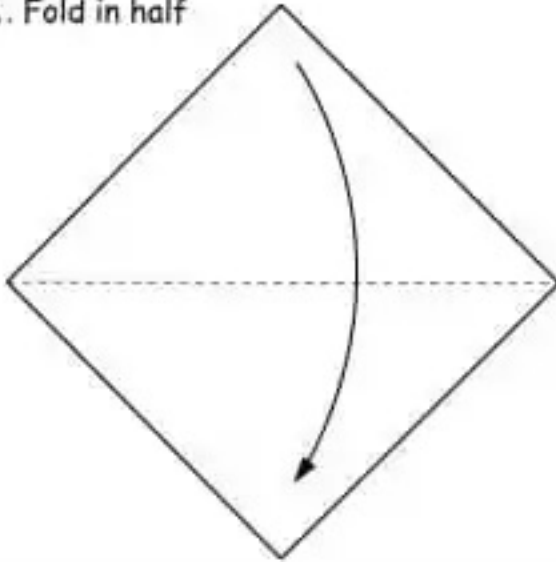
84

85

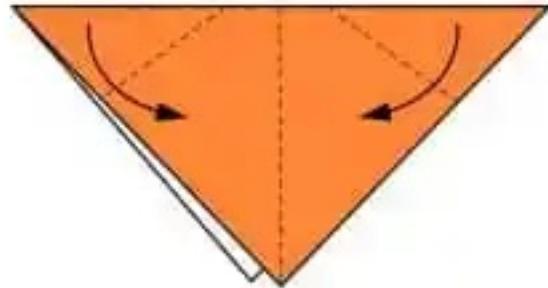
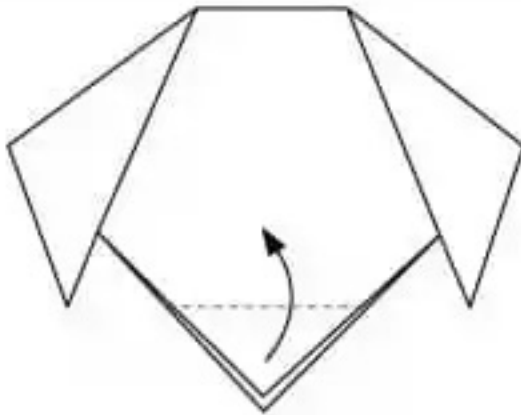
86

# Let's Make a Dog's Face

1. Fold in half

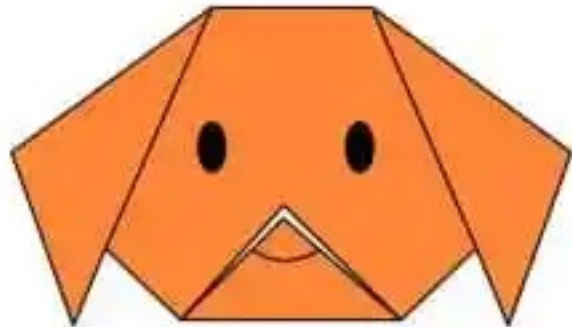
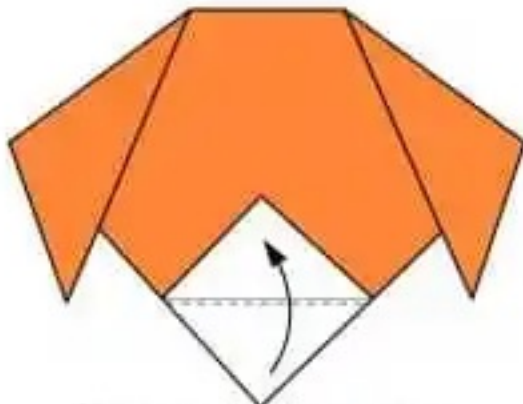


2. Fold in half to make crease



3. Fold in the dotted line


4. Fold in the dotted line



5. Fold in the dotted line


6. Draw a face  
and finished!

# Origami Dog



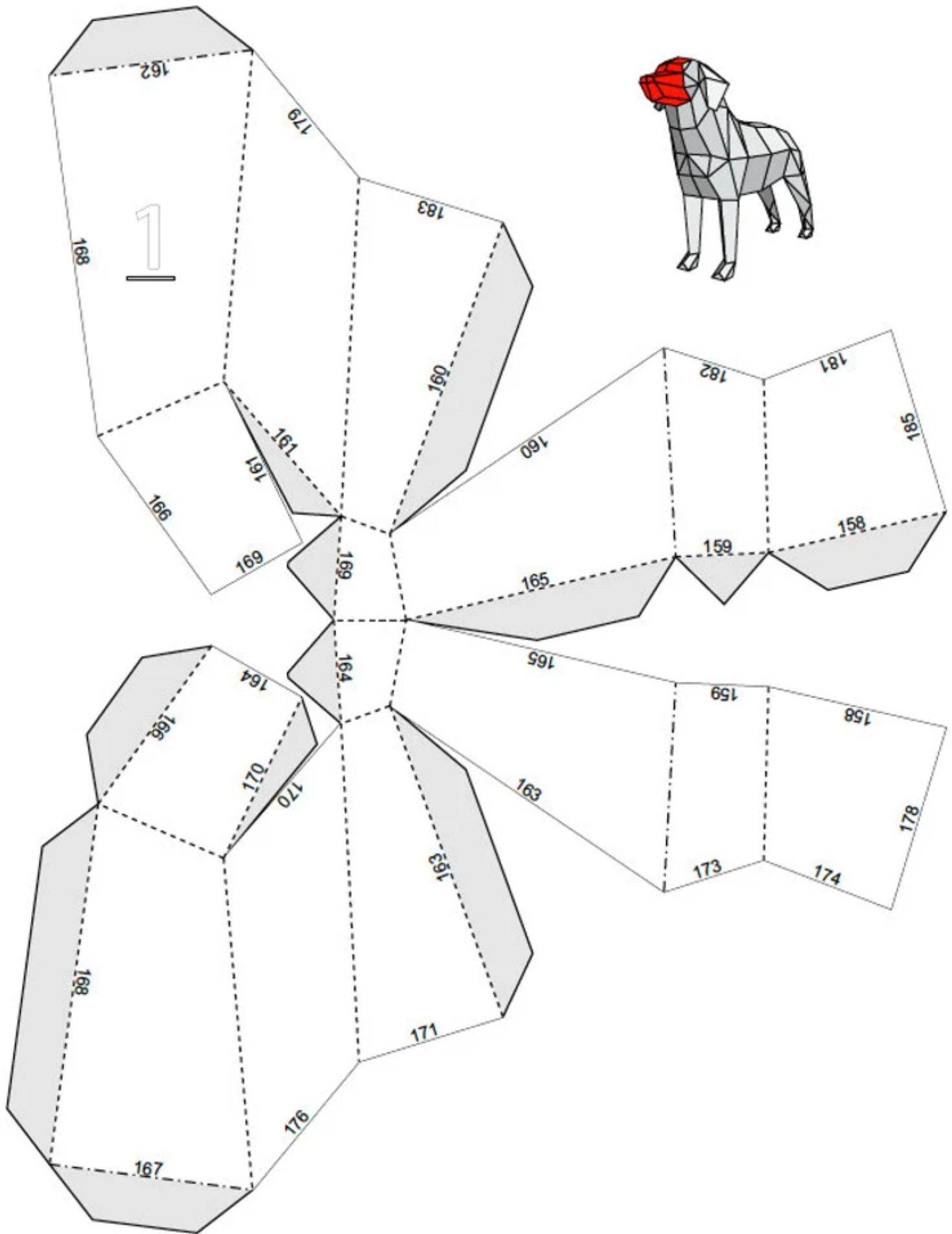


COLOUR ME IN!











Don't pet a dog  
with a job.

Working dogs:

Service dog

Police dog

Military dog

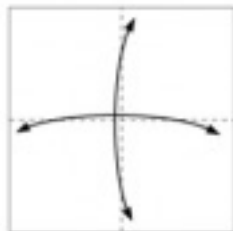
Border Patrol dog

Customs dog

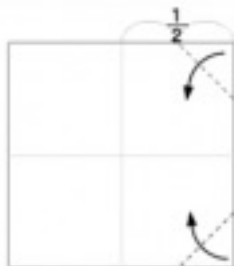
Search dog



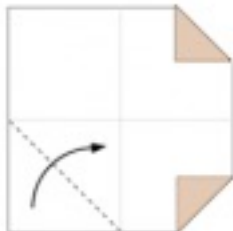
# A DOG



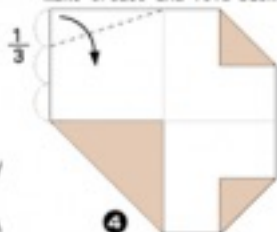
1 Fold in half to make crease and fold back



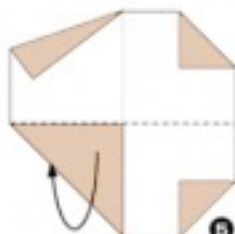
2 Fold in the dotted line



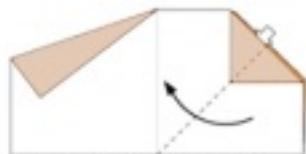
3 Fold in the dotted line




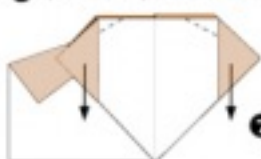
4 Fold in the dotted line



5 Fold backward in the dotted line



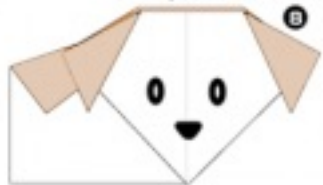
6 Open the  part and flatten



7 pulls it



Draw a face and spots and finished



8